

# ROKWEAR®

## WE PROTECT

### PRODUCT DATASHEET

RATING: **S7S**

SAFETY FOOTWEAR



## TEPHRA WATERPROOF S7S BOOT

PRODUCT CODE: OFW.1220

### FUNDAMENTALS



**MIDSOLE**  
Non-metal puncture  
resistant insert



**TOECAP**  
Fibreglass toe cap



**SOLE**  
PU/PU

### COMPONENTS

#### UPPER:

Black Buff CG Din.

#### UPPER LINING:

Waterproof textile lining

#### LOWER LINING:

Lining Bootie Waterproof

#### REMOVABLE INSOCK:

Moulded insock

#### PENETRATION-RESISTANT INSERT:

Non Metallic Antipenetration Insole WB FLEX

### PRODUCT DESCRIPTION

Designed for excellent wearer comfort, this boot is 100% metal free and provides a supportive ankle structure. Added scuff cap gives high scuff resistance and makes for a more robust boot.

### CONFORMS TO



EN ISO 20345:2022+A1:2024 S7S SC FO LG SR  
Issue Date: 6 August 2025

**SR**  
RATED

Slip Resistance (5.3.5.4) Ceramic tile with Sodium Lauryl Sulphate Steel with glycerol

### SIZE

Available in sizes:  
3-13 (36-48)

### WEIGHT

0.72kg

### PRODUCT BENEFITS



Waterproof



Metal free



Anti-static



Ladder grip



Cleated grip



Heel energy absorption

### SIZE GUIDE

EURO:	34	35	36	37	38	39	41	42	43	44	46	47	48	49	50
UK:	1	2	3	4	5	6	7	8	9	10	11	12	13	14	15



THE ULTIMATE GUIDE TO BREAKING  
IN AND MAINTAINING YOUR SAFETY  
BOOTS

## ROKWEAR®

GET IN TOUCH WITH US

Call: +44 (0) 330 441 3500

E-mail: [uksales@rokwear.com](mailto:uksales@rokwear.com)

## EXPLANATION OF MARKING CODES USED TO DEFINE LEVEL OF PROTECTION PROVIDED


EN ISO 20345:2011 – SB Toe protection tested with 200J impact and 15kN compression force

<b>HRO</b>	Heat resistant outsole compound tested at 300C
<b>P</b>	Penetration resistant outsole tested at 1100N
<b>A</b>	Electrical resistance between foot and ground of between 0.1 and 1000 Mega Ohms
<b>C</b>	Electrical resistance between foot and ground of less than 0.1 Mega Ohms
<b>CI</b>	Insulation against cold
<b>HI</b>	Insulation against heat
<b>E</b>	Energy absorption of the seat region tested at 20 joules
<b>WRU</b>	Water resistant upper leather
<b>I</b>	Insulating footwear
<b>WR</b>	Water resistant footwear
<b>M</b>	Metatarsal protection 100J impact energy
<b>FO</b>	Resistance to fuel oil
<b>SC</b>	Scuff cap with abrasion resistance
<b>WPA</b>	Water penetration and absorption

## S RATINGS

In addition, there are the following short codes for commonly used combinations of optional categories of protection:

- SB:** Basic toe protection (200 J)  
**S1:** SB + anti-static + energy absorption in heel + closed heel  
**S2:** S1 + water penetration/resistance in the upper  
**S3:** S2 + penetration-resistant midsole + cleated outsole  
**S4/S5:** Like S1/S3 but for fully waterproof polymer/rubber boots (often Wellington-style)



## CERTIFICATION BODY

This safety footwear meets the requirements of the safety footwear standard EN ISO 20345:2022+A1 2024 and complies with the European regulation PPE 2016/425 and is certified and assessed by:

A.N.C.I. SERVIZI SRL, operational headquarters CIMAC, via Aguzzafame 60/B, 27029 Vigevano (PV), Italy No0465

Country of origin: SLOVENIA | Commodity code: 6403999390

## PRODUCT TECHNOLOGY

**Heat Resistant Outsole:** Provides protection against high surface temperatures, reducing the risk of burns when working on hot ground or near heat sources. It ensures safety and durability in demanding environments such as construction, welding, or roadwork.

**TPU ankle support structure:** engineered to provide stability and protection where it's needed most. Lightweight yet durable, it reinforces the boot around the ankle to reduce the risk of twists and strains, while maintaining flexibility for natural movement and lasting comfort throughout the day.

OFW.1220



THE ULTIMATE GUIDE TO BREAKING  
IN AND MAINTAINING YOUR SAFETY  
BOOTS

ROKWEAR®

GET IN TOUCH WITH US

Call: +44 (0) 330 441 3500

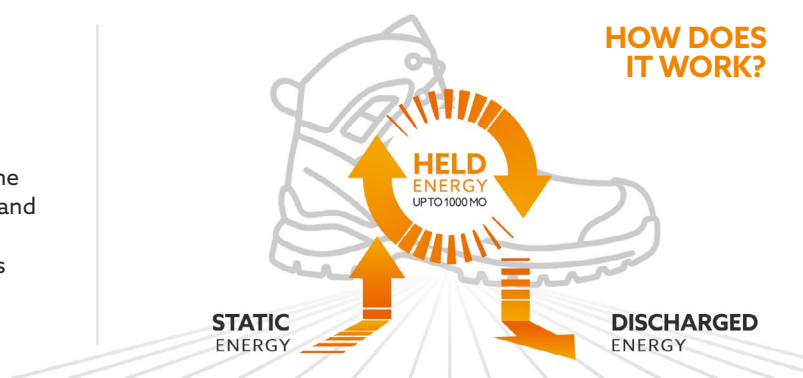
E-mail: [uksales@rokwear.com](mailto:uksales@rokwear.com)

## ANTISTATIC FOOTWEAR

Antistatic footwear should be worn in environments where it's important to reduce the build-up of static electricity—particularly where sparks could ignite flammable materials or vapours. However, it's important to note that antistatic shoes are not designed to protect against electric shock; they only provide limited electrical resistance between the wearer and the ground.

Safety footwear classified as **S1**, **S1P**, or **S3** are always at least antistatic.

This means it helps prevent static electricity from accumulating in your body. Once a certain level of static charge is reached, these shoes safely discharge it into the ground. Antistatic shoes have a resistance between **0.1** and **1000 MegaOhms**, which allows them to safely dissipate electrical energy and reduce the risk of accidental sparks that could ignite fires in hazardous environments with flammable gases, fuels, or solvents.



However, the effectiveness of antistatic footwear can change due to wear and tear, contamination, or moisture. If the footwear becomes wet, especially after long use, it may no longer function properly and could even become conductive. Therefore, it's essential to regularly test the electrical resistance of the footwear, ideally through an in-house testing procedure, to ensure continued protection throughout its life.

**WE PROTECT**

**SEE THE FULL ROKWEAR SAFETY FOOTWEAR RANGE**

ROKWEAR®



THE ULTIMATE GUIDE TO BREAKING  
IN AND MAINTAINING YOUR SAFETY  
BOOTS

**ROKWEAR®**

GET IN TOUCH WITH US

Call: +44 (0) 330 441 3500

E-mail: [uksales@rokwear.com](mailto:uksales@rokwear.com)

## BREAKING IN YOUR SAFETY FOOTWEAR

Breaking in new safety boots can be a crucial step in ensuring they fit comfortably and provide adequate protection. Here are some tips to make the process smoother.



Wear them around the house



Gradually increase wear time



Flex & stretch to soften material



Find comfort solutions to problem areas



Don't rush the process

ALLOW A 2 WEEK BREAKING IN PERIOD



### REPAIR

If the footwear becomes damaged, it will NOT provide optimum level protection, and therefore should be replaced as soon as possible. Never knowingly wear damaged footwear while carrying risk related activity. If in doubt about the level of damage consult your supplier before using the footwear.



### CLEANING

Clean your footwear regularly using high quality cleaning treatments recommended as suitable for the purpose NEVER use caustic or corrosive cleaning agents.



### FITTING & SIZING

To put on and take off products, always fully undo the fastening systems. Only wear footwear of a suitable size. Products which are either too loose or too tight will restrict movement and will not provide the optimum level of protection. The sizes of these products are marked on them.



### STORAGE AND TRANSPORT

When not in use, store the footwear in a well-ventilated area away from extremes of temperature. Never store the footwear underneath heavy items or in contact with sharp objects. If the footwear is wet, allow it to dry slowly and naturally away from direct heat sources before placing it into storage. Use suitable protective packaging to transport the footwear, e.g. the original container.



### COMPATIBILITY

To optimise protection, in some instances it may be necessary to use this footwear with additional PPE such as protective trousers or over gaiters. In this case, before carrying out the risk-related activity, consult your supplier to ensure that all your protective products are compatible and suitable for your application.



### WARNING

The footwear must not be worn without hose.




### INSOLES

The footwear is supplied with a removable insole which was in place during testing. The insole should remain in place whilst the footwear is in use. It should only be replaced by a comparable insole supplied by the original manufacturer.



### WEAR LIFE

The exact life of the product will greatly depend on how and where it is worn and cared for. It is therefore very important that you carefully examine the footwear before use and replace as soon as it appears to be unfit for wear. Careful attention should be paid to the condition of the upper stitching, wear in the outsole tread pattern and the condition of the upper/outsole bond.



THE ULTIMATE GUIDE TO BREAKING  
IN AND MAINTAINING YOUR SAFETY  
BOOTS

ROKWEAR®

GET IN TOUCH WITH US

Call: +44 (0) 330 441 3500

E-mail: [uksales@rokwear.com](mailto:uksales@rokwear.com)